

# Bistro™



## FLIP



## *A Dinner by Heaven Sent Chefs*



International Edition

### LONG GAME RULES



*Ring the bell, call out “ORDER PLEASE!”  
and let the game begin!*

*You are the Master Chef. Battle it out with other Chefs  
to win over the Demanding Diner!*

*Select and match up the ingredients, add in your own  
personal touch.... Cook it up and pray.... FLIP!*

*Get the most ★ chips for your Appetizer, Main Dish  
and Dessert for the win!*



 3-6 Players	 30-60 Minutes	 Age 10+
---	---	---



# Contents



Ingredients  
cards: 70



Chef's Style  
cards: 64



Course cards: 70

- Appetizer
- Main Dish
- Dessert



Diner's Order  
board: 1



Pen: 1



Bell: 1



Chips: 18

Instruction Sheet: 1

Bistro **FLIP** Creative Team

Game Designer: Banana Moon Studio Sapporo / RareSightGames

Creative Director: Hiroshi MAEDA Planner: Tomoyuki SAITO

Graphic Designer: Kinuka YOSHIDA / Haruna ISHIJIMA

Cover Illustrator: Asako NAKAI Translator: Darcy LEWIS

Production Manager: Kumiko MAEDA

© 2020 Banana Moon Studio Sapporo and RareSightGames All rights reserved.

Distributed by Banana Moon Co., Ltd.




1-3-312 Nishi-15, Kita-1, Chuo-ku, Sapporo, Hokkaido, Japan

mail > [info@bananamoon.jp](mailto:info@bananamoon.jp) tel > 011-641-8776 url > [www.bananamoon.jp](http://www.bananamoon.jp)

# Preparation

The international edition may contain some cards that are unfamiliar to you. Check all the cards first.

If there are cards you don't understand, you can remove them.

- All players start with 3  chips.
- Spread the 3 sets of Course cards ( *Appetizer*, *Main Dish*, *Dessert* ) well mixed face down in the center. (Pile)
- The first Diner  is decided by way of rock, scissors, paper. (subsequent diners rotate clockwise in turn)
- The Diner has the *Diner's Order* board, pen and bell.
- All other player take the role of Chef. 

**Play set up** (ex. 4 players)



# Game play

😊 = Diner

👨‍🍳 = Chef

## Step 1 Order Dinner



1 >> Decide what kind of dinner you desire and write your order on the *Diner's Order* board.

\* Your order is not a specific dish name but the type of cuisine, e.g. 'A tantalizing Valentine's meal' etc.

2 >> Once decided, ring the bell and call 'ORDER PLEASE' and announce your desired dinner.

\* Place the order board down in clear view of all players.



ORDER PLEASE!

A tantalizing Valentine's meal

..... < In the meantime > .....



While the diner is deciding their order each Chef is dealt 10 *Ingredients Cards* face down.

\* Remaining cards are put aside.

10 cards each



## Step 2 Select Ingredients



Cheerfully exclaim “Yes sir/madam!” and....

1 >> Select one ingredient from your previously dealt *Ingredients* cards and the pass all remaining cards face down to the Chef on your left.

2 >> Select one more card from the cards you receive and continue passing to the left.

\* Continue passing until all Chefs have selected 10 cards.



Select one card....

Remaining cards to the left



..... < In the meantime > .....



While chefs are selecting ingredients deal each chef 6 *Chef's Style* cards face down.

\* Remaining cards are put aside.

6 cards each



## Step 3 Decide on the menu




Count slowly, slowly to the number you want.



While the Diner is counting use your *Ingredients* cards and your *Chef's style* cards to plan your presentation of Appetizer, Main Dish and Dessert.

\*You don't need to use all cards.



If there are any CHEF'S STYLE cards that you do not want to use, you can discard them and draw the same number of cards from the deck. (Up to 3 cards, one time only)



When counting is finished ring the bell and call 'TIME!'



## Step 4 Present the Appetizer



Chef to Diner's left presents the Appetizer.

1 >> Placing the *Ingredients* card(s) and *Chef's Style* card(s) face up the chef appeals to the diner by describing the cooking style.

2 >> The chef FLIPS an *Appetizer* card from the pile to reveal the dish.



Hokkaido cheese,  
potato, uncured ham,  
a fluffy cream....

FLIP!

ta da  
SOUP!



Chefs pitch there Appetizer in turn clockwise.



The Diner chooses the most enticing dish and awards the chef one 🌟 chip.

AWESOME!

## Step 5 Present the Main Dish



Starting from the Chef awarded a ★ chip for the Appetizer each Chef in turn presents their Main Dish and FLIPS a *Main Dish* card.



## Step 6 Present the Dessert



Starting from the Chef awarded a ★ chip for the Main Dish each Chef in turn presents their Dessert and FLIPS a *Dessert* card.



## Change, back to Step 1

The player to the Diner's left becomes the next Diner.

Shuffle all cards again and restart from Step 1.

## Game conclusion

The game is concluded once all players have been the Diner.

The player holding the most ★ chips wins!